



# 2023 Annual Drinking Water Report

June, 2024

Questions? Call 803-285-6919, 1-800-832-2126, OR visit [www.lcwasd.org](http://www.lcwasd.org)

## Is My Water Safe?

The Lancaster County Water and Sewer District (LCWSD) is pleased to provide you with this year's Annual Drinking Water Quality Report (also known as the Consumer Confidence Report) as required by the Safe Drinking Water Act (SDWA). This report details your water's quality in 2023, where your water comes from, what it contains, and how it compares to standards set by regulatory agencies. We're committed to providing you with information because informed customers are our best allies.

## Serving Our Community

**33,800+**  
Water  
Customers

**21,270+**  
Sewer  
Customers

**1,115 miles of water lines.**  
**Lancaster to Oklahoma.**

**394 miles of sewer mains.**  
**Lancaster to Florida.**



## LCWSD Staff Behind Your Services

Brad Bucy  
District Manager  
LCWSD: 12 years

Margaret Flow  
Business Manager  
LCWSD: 25 years

Wes Carter  
Operations Manager  
LCWSD: 10 years

Robbie Peagler  
Facilities Superintendent  
LCWSD: 25 years

Paul Rickenbaker  
Water Superintendent  
LCWSD: 17 years

Gerald Cauthen  
Sewer Superintendent  
LCWSD: 18 years

Erin Evans  
Development Engineer  
LCWSD: 2 years

English Henderson  
Human Resources Dir.  
LCWSD: 5 years

Neil Rollins  
IT Director  
LCWSD: 4 years

C.F. Truesdale  
Office Manager  
LCWSD: 27 years

Michael Marcus  
GIS/CMMS Director  
LCWSD: 11 years

Kerri Baker  
Finance Director  
LCWSD: 4 years

Quincy Reed  
Route Tech Supvr.  
LCWSD: 16 years

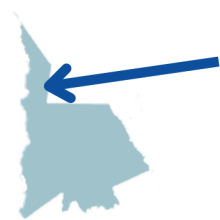
Tim Kiser  
Engineering Director  
LCWSD: 5 years

James Hawthorne  
Engineering Program Mgr.  
LCWSD: 17 years

Darrell Fenton  
Quality Control  
LCWSD: 17 years

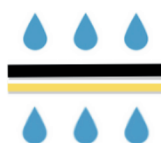
# Where We Get Our Water & How It's Treated

## STEP ONE: The Source

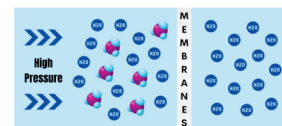


Raw water is pumped from the Catawba River into a 23-acre lake for pre-settling the raw water. It then travels into a 92-acre reservoir at the Catawba River Water Treatment Facility.

## STEP FOUR: Filtration



The water flows through filters of carbon and sand to remove remaining particles.



CRWSP began using membrane technology to supplement the filtration process in 2021.

## STEP TWO: The Settling



The raw water is pumped from the reservoir into the facility for treatment.

## STEP FIVE: Disinfection

### Chloramines



Chloramines are added to disinfect the water and ensure that it is safe to drink when it reaches your tap.

## STEP THREE: Coagulation, Flocculation & Clarification



Chemicals are mixed into the water to form solid material around small particles in the raw water, causing them to settle to the bottom of large settling tanks. The particles are then removed.

Water arrives at the bottom and emerges clarified at the top of the settling tanks.

As water travels over land or underground, it can pick up substances or contaminants such as microbes, inorganic & organic chemicals, and radioactive substances. All drinking water, including bottled water, may be reasonably expected to contain small amounts of some contaminants. It's important to remember the presence of these contaminants doesn't necessarily pose a health risk. Some people may be more vulnerable to contaminants in drinking water than the general population.

Immuno-compromised people such as those undergoing chemotherapy, have undergone organ transplants, have HIV/AIDS or other immune system disorders, and some elderly and infants can be particularly at risk from infections. These people should seek advice from their health care providers. For more information about contaminants and potential health effects, or for EPA/CDC guidelines on ways to lessen the risk of infection by cryptosporidium and other microbiological contaminants are available from the Safe Drinking Water Hotline at 1-800-426-4791.

## Lead in Drinking Water

If present, elevated levels of lead can cause serious health problems, especially for pregnant women and young children. Lead in drinking water is primarily from materials and components associated with service lines and internal plumbing.

LCWSD is responsible for providing high-quality drinking water; it is non-corrosive and has a corrosion inhibitor added to the water to coat the pipes. However, we cannot control the variety of materials used in the plumbing components of houses and businesses. When your water has been sitting for several hours, you can minimize the potential for lead exposure by flushing your tap for 30 seconds to two minutes before drinking or cooking.

If you are concerned about lead in your water you may wish to have your water tested. Information on lead in drinking water, testing methods, and steps you can take to minimize exposure is available from the Safe Drinking Water Hotline (800-426-4791) or [www.epa.gov/safewater/lead](http://www.epa.gov/safewater/lead).



## Per- and Polyfluoroalkyl Substances (PFAS)

In April 2024, the EPA finalized a National Primary Drinking Water Regulation (NPDWR) establishing legally enforceable levels, called Maximum Contaminant Levels (MCLs), for six specific chemicals in drinking water called per- and polyfluoroalkyl substances (PFAS). PFOA, PFOS, PFHxS, PFNA, and HFPO-DA are contaminants given individual MCLs. A Hazard Index was created for PFAS mixtures containing at least two or more of PFHxS, PFNA, HFPO-DA; and PFBS to account for the combined and co-occurring levels of these PFAS in drinking water.

The EPA estimates that 20% of a person's exposure to PFAS comes from drinking water. We want you to know Lancaster County Water & Sewer District does not produce or use a single drop of PFAS in our treatment processes, and they have been found in the air, drinking water sources, and rainwater.

For LCWSD, the EPA's drinking water standards are above the levels found during tests we have conducted in our distribution system. Our range of results for PFOA in our distribution system are 2.6–3.1 parts per trillion. Our range of results for PFOS are 2.6–3.3 parts per trillion.

Lancaster County Water & Sewer District has joined with thousands of other water providers across the country to test for PFOA, PFOS, and 27 other PFAS compounds under the EPA's Fifth Unregulated Contaminant Monitoring Rule, also known as UCMR 5. UCMR 5 testing is intended to give the EPA and water providers a greater understanding of how pervasive PFAS are in our nation's drinking water. As directed under UCMR 5, LCWSD will make our results publicly available and publish our findings in our future water quality reports.

### Annual Drinking Water Report

On this page are the results of LCWSD's monitoring from January–December 2023, unless otherwise noted.  
(Lancaster County Water & Sewer District System #2920001; Catawba River Water Treatment Plant System #2920002)

**Chlorine:** Not in violation.

**MRDL & MRDLG Maximum Allowed: 4 ppm. Annual LCWSD average: 1.33 ppm.**

The annual average for water LCWSD purchased from Catawba River WTP. Typical source is a water additive used to control microbes. MRDL (maximum residual disinfection level) is the highest level of disinfectant allowed in the drinking water. MRDLG (maximum residual disinfection level goal) is the level of drinking water disinfection below which there is no known or expected risk to health.

**Chlorite:** Not in violation.

**MRDL/MRDLG Allowed: 1.0 ppm/0.8 ppm. Annual LCWSD average: 0.29 ppm.**

The annual average for water LCWSD purchased from Catawba River WTP. Ranged from 0.21 to 0.37 ppm. Typical source is a water additive used to control microbes. A part per million = one minute in two years.

**Chlorine Dioxide:** Not in violation.

**MRDL & MRDLG Allowed: 80 parts per billion. Annual LCWSD average: Not detected.**

The annual average for water LCWSD purchased from Catawba River WTP. Ranged below detectable limits. Typical source is a water additive used to control microbes. A part per billion = one minute in 2,000 years.

**Nitrate:** Not in violation.

**MRDL & MRDLG Allowed: 10 parts per million. Annual LCWSD average: 1.0 ppm.**

The annual average for water LCWSD purchased from Catawba River WTP was 1.0 ppm. Typical source is runoff from fertilizer use, leaching from septic tanks or sewage, erosion of natural deposits. The Maximum Contaminant Level is set by DHEC and is the highest level of contaminant allowed in drinking water. A parts per million = one minute in two years. The "goal" (MCLG) is the level of a contaminant in drinking water below which no known or expected risk to health exists. MCLGs allow for a margin of safety.

**Fluoride:** Not in violation.

**MRDL & MRDLG Allowed: 4 parts per million. Annual LCWSD average: 0.62 ppm.**

The annual average for water LCWSD purchased from Catawba River WTP was 0.62 ppm. Typical source is erosion of natural deposits, water additive to promote strong teeth, discharge from fertilizer and aluminum factories. The Maximum Contaminant Level is set by DHEC and is the highest level of contaminant allowed in drinking water. A parts per million = one minute in two years. The "goal" (MCLG) is the level of a contaminant in drinking water below which no known or expected risk to health exists. MCLGs allow for a margin of safety.

# Annual Drinking Water Report

On this page are the results of LCWSD's monitoring from January–December 2023, unless otherwise noted.  
(Lancaster County Water & Sewer District System #2920001; Catawba River Water Treatment Plant System #2920002)

**Total Organic Carbon: Not in violation.**

**MRDL & MRDLG Allowed: TT. Annual LCWSD average: 1.14–RAA.**

The range met the requirement. Sample frequency was monthly. Typical source is naturally present in the environment. TT is defined as a treatment technique that is a required process intended to reduce the level of contaminant in drinking water. Running Annual Average, RAA must be more than 1.0 to meet compliance.

**Total Trihalomethanes: Not in violation.**

**MCL Maximum Allowed (Action Level): 80 parts per billion (ppb). Annual LCWSD avg.: 18 ppb.**

The annual average for water LCWSD purchased from Catawba River WTP was 18 parts per billion. Ranged from 10.2 to 60.4 ppb. Typical source is byproduct of drinking water disinfectant. A part per billion = one minute in 2,000 years. Some people who drink water containing trihalomethanes in excess of the MCL over many years may experience problems with their liver, kidneys or central nervous systems and may have an increased risk of getting cancer.

**Lead: Not in violation. (Last required test in 2022.)**

**MCL Maximum Allowed (Action Level): 15 ppb.**

**Highest amount detected in LCWSD water: 8.0 ppb. 90th percentile value: 0 ppb.**

Laboratory analysis indicates that lead is not present above the limit. Not required to sample again until 2025. See “Lead in Drinking Water“ in this report. Typical source is corrosion of materials containing lead in household plumbing. A part per billion = one minute in 2,000 years.

**Copper: Not in violation. (Last required test in 2022.)**

**MCL Maximum Allowed (Action Level): 1.3 parts per million (ppm).**

**Highest amount detected in LCWSD water: 0.19 ppm. 90th percentile value: 0.15 ppm.**

Not required to sample again until 2025. See “Lead in Drinking Water“ in this report. Typical source is corrosion of materials. Corrosion of materials containing copper in household plumbing, erosion of natural deposits. Action Level is concentration of contaminant which, if exceeded, triggers treatment or other requirements that a water system must follow. A part per million = 1 penny in \$10,000.

**Haloacetic Acids (HAAs): Not in violation.**

**MCL Maximum Allowed (Action Level): 60 ppb. Annual LCWSD avg.: 10 ppb.**

The annual average for water LCWSD purchased from Catawba River WTP was 10 ppb. Ranged from 2 to 28 ppb. The typical source is byproduct of drinking water disinfectant. A part per billion = one minute in 2,000 years.

**A Source Water Assessment Plan (SWAP) has been completed for LCWSD's water system. SWAPs, among other things, identify potential sources of contamination to drinking water supplies. For a copy, please call LCWSD at 285-6919 or 1-800-832-2126 during normal business hours.**

## Regulatory Controls

To ensure that tap water is safe to drink, the U.S. EPA prescribes regulations that limit the amount of certain contaminants in public water provided by public water systems. The U.S. Food and Drug Administration (FDA) prescribes regulations that establish limits for contaminants in bottled water, which must provide the same protection for health.

**This report is provided to you as a service and we invite your comments so we can improve our information efforts. The Commission meets at 6:30pm the 2nd Tuesday of each month at LCWSD's office, unless otherwise announced.**

**COMMISSION BOARD: Gerald E. White, Chairman. Alfred “Doc” Steele, Vice Chairman. Robert Barr, Secretary. James C. Deaton, R. Larry Hammond, Robert A. Harris, Stephen E. White, Michael G. Williams, and R.J. Clyburn.**